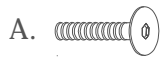


ASSEMBLY INSTRUCTIONS

Please read the instructions carefully for correct and safe assembly.

1 HARDWARE

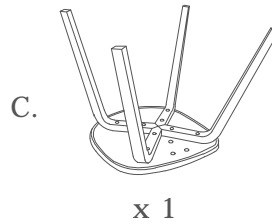


A.
JCBB (BLK)
M6x 30
x 3

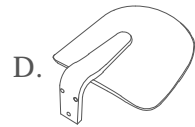


B.
M4
x 1

2 COMPONENT



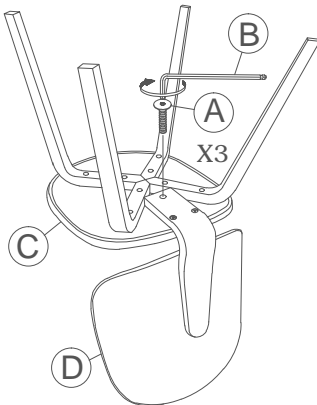
x 1




x 1

3

STEP 1



4



COMPLETE ASSEMBLY