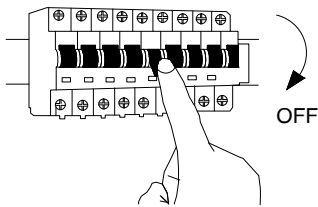
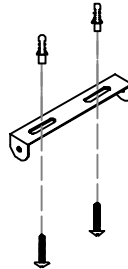


1



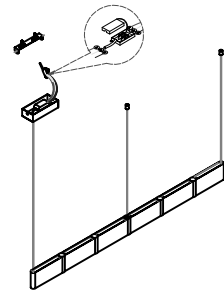
Turn off the general switch

2



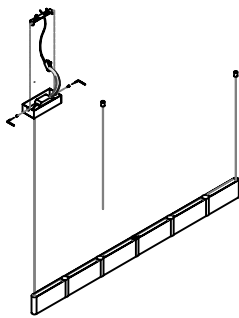
Mark & drill holes, apply plastic anchors
Tie up screws to make it stable

3



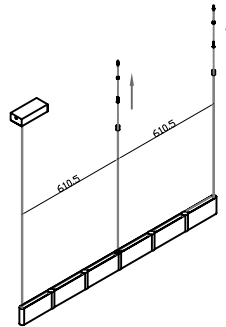
Connect wires

4



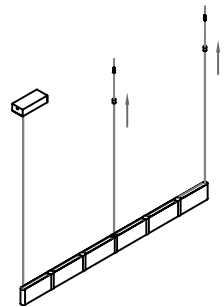
Tie up side screws to fix it place

5



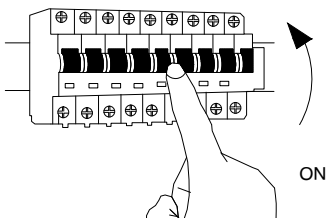
Apply plastic anchors & screws

6



Make it stable by fixing
the nuts in place

7



Turn on the general switch

8

