





*Richmond*  
INTERIORS

ITEM 216148

| A   | B   | C   | D   |
|---|---|---|---|
|  |  |  |  |
| M8x734  | M8/14#  | φ 22x φ 10x1.5  | 14#   |
| 4PCS  | 4PCS  | 4PCS  | 1PC   |

# CERAMIC

## Care & Maintenance Instructions

### **Clean spills immediately**

Dab spills with a soft cloth to prevent spreading and potential staining.

### **Avoid harsh chemicals**

Do not use acidic or abrasive cleaners like vinegar, lemon juice, or scrubbing sponges. Stick to mild, non-abrasive cleaning products.

### **Use soft materials**

Clean with a soft microfiber cloth or sponge. For stubborn stains, use a damp cloth with mild soap.

### **Protect from heat and moisture**

Use coasters or heat-resistant mats under hot items. Avoid placing wet or damp objects directly on ceramic surfaces.

### **Dust regularly**

Wipe with a soft, lint-free cloth to prevent dust buildup and fine scratches.

### **Seal periodically**

Ceramic surfaces come pre-sealed. Depending on use, resealing by a professional is recommended.

### **Prevent heavy impact**

Ceramic can chip or crack. Avoid dropping or dragging heavy objects across the surface.

### **Indoor use only**

This product is for indoor use. Outdoor exposure can cause damage.

### **Scratch sensitivity**

Use placemats or tablecloths to protect against scratches. Avoid sharp or heavy items on the surface.

*By following these simple steps, your ceramic furniture will remain elegant and well-maintained for years to come.*

# OAK VENEER

## Care & Maintenance Instructions

### Clean spills immediately

Oak veneer is a thin layer of real oak wood applied to a core material such as plywood or MDF. If spills occur, blot immediately with a soft cloth to prevent absorption. Avoid rubbing, as this may spread the liquid.

### Avoid harsh chemicals

Do not use acidic or abrasive cleaners like ammonia or strong solvents. Stick to mild, non-abrasive cleaning products.

### Use soft materials

Clean with a soft microfiber cloth. For stubborn stains, use a mixture of equal parts vinegar and water, then rinse with a damp cloth and dry thoroughly.

### Protect from heat and moisture

Use coasters or heat-resistant mats under hot items. Avoid placing wet or damp objects directly on the veneer.

### Dust regularly

Wipe with a soft, lint-free cloth to prevent dust buildup and scratches.

### Seal periodically

Oak veneered tabletops come pre-sealed. Depending on use, resealing by a professional is recommended.

### Prevent heavy impact

Avoid dropping or dragging heavy objects across the surface to prevent dents or damage.

### Indoor use only

This product is for indoor use. Outdoor exposure can cause damage.

### Scratch sensitivity

Use placemats or tablecloths to protect against scratches. Avoid sharp or heavy items on the surface.

*By following these simple steps, your oak veneer furniture will remain beautiful and well-maintained for years to come.*